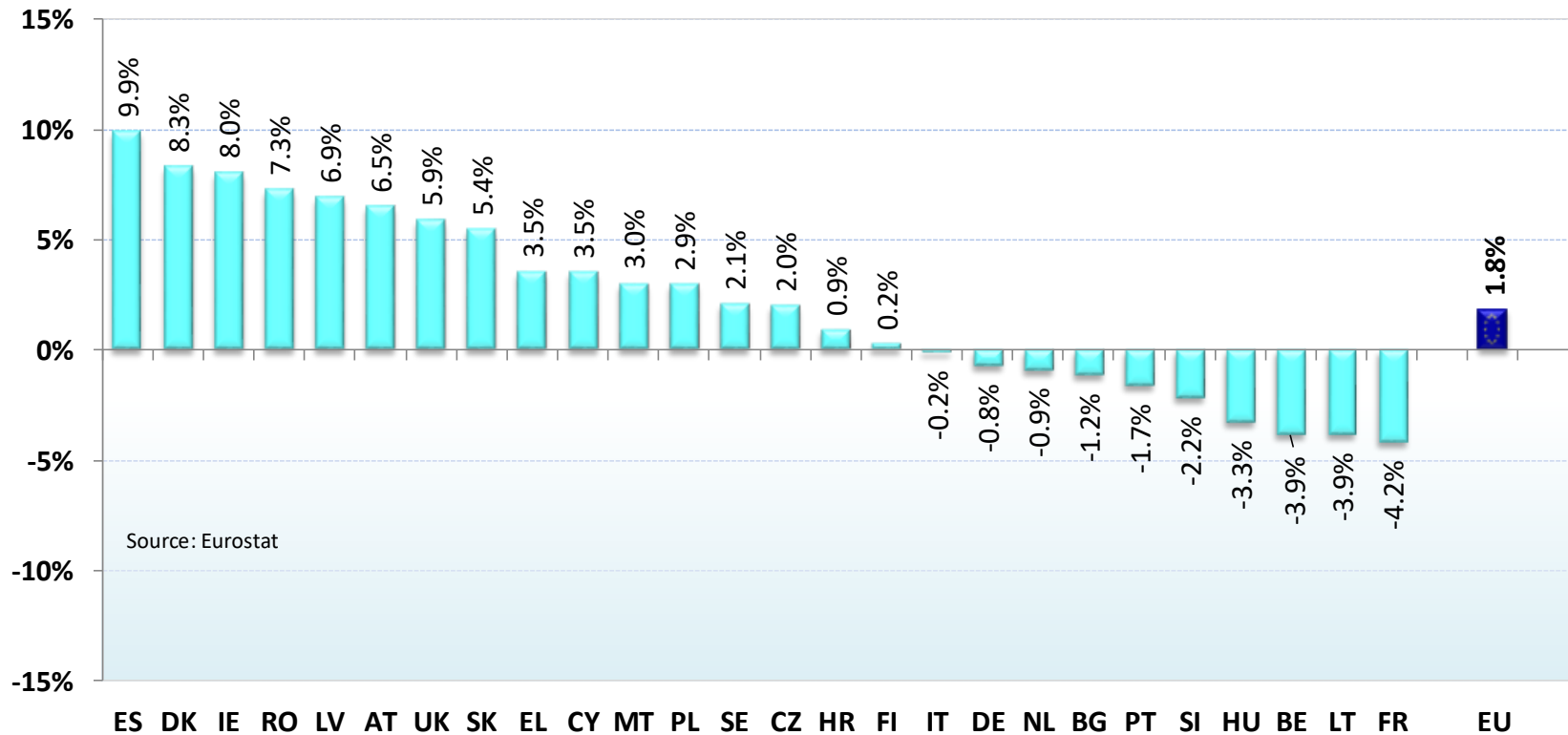


EU Market Situation for Poultry

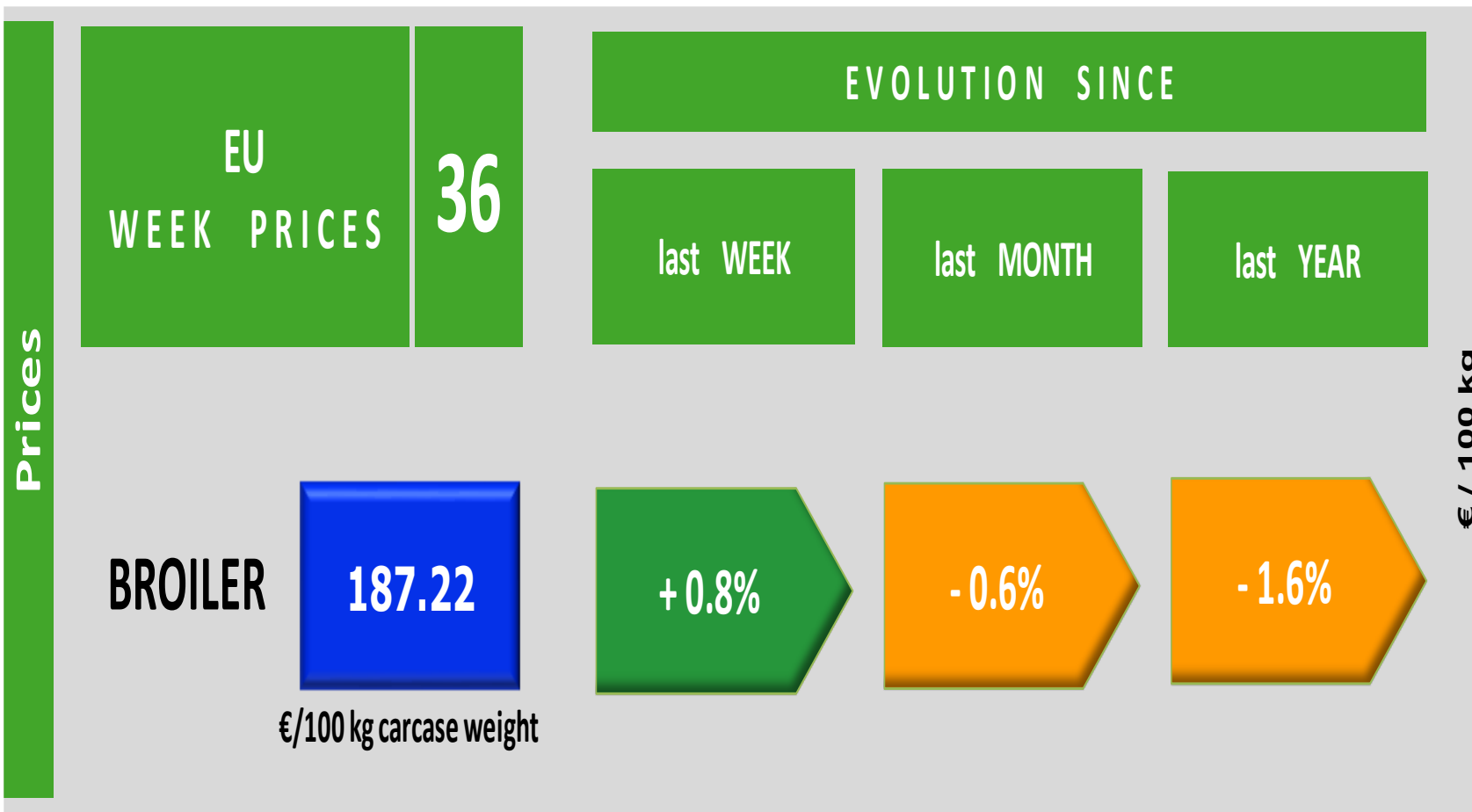
Committee for the
Common
Organisation of the
Agricultural Markets
19 September 2019



Change in Poultry Meat Production in % 2019/2018 (up to June)



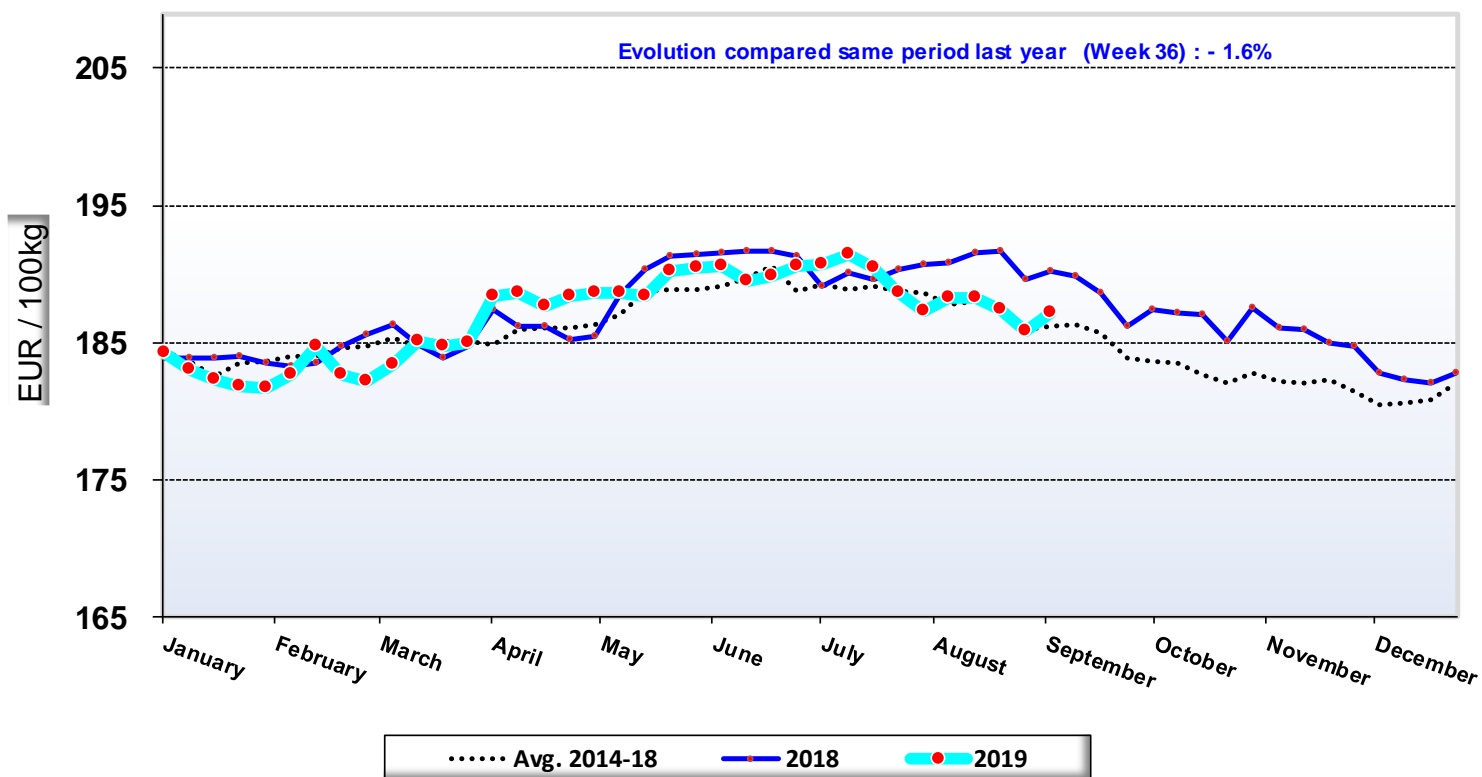
PRICES





Evolution of the weekly EU average price for Broiler

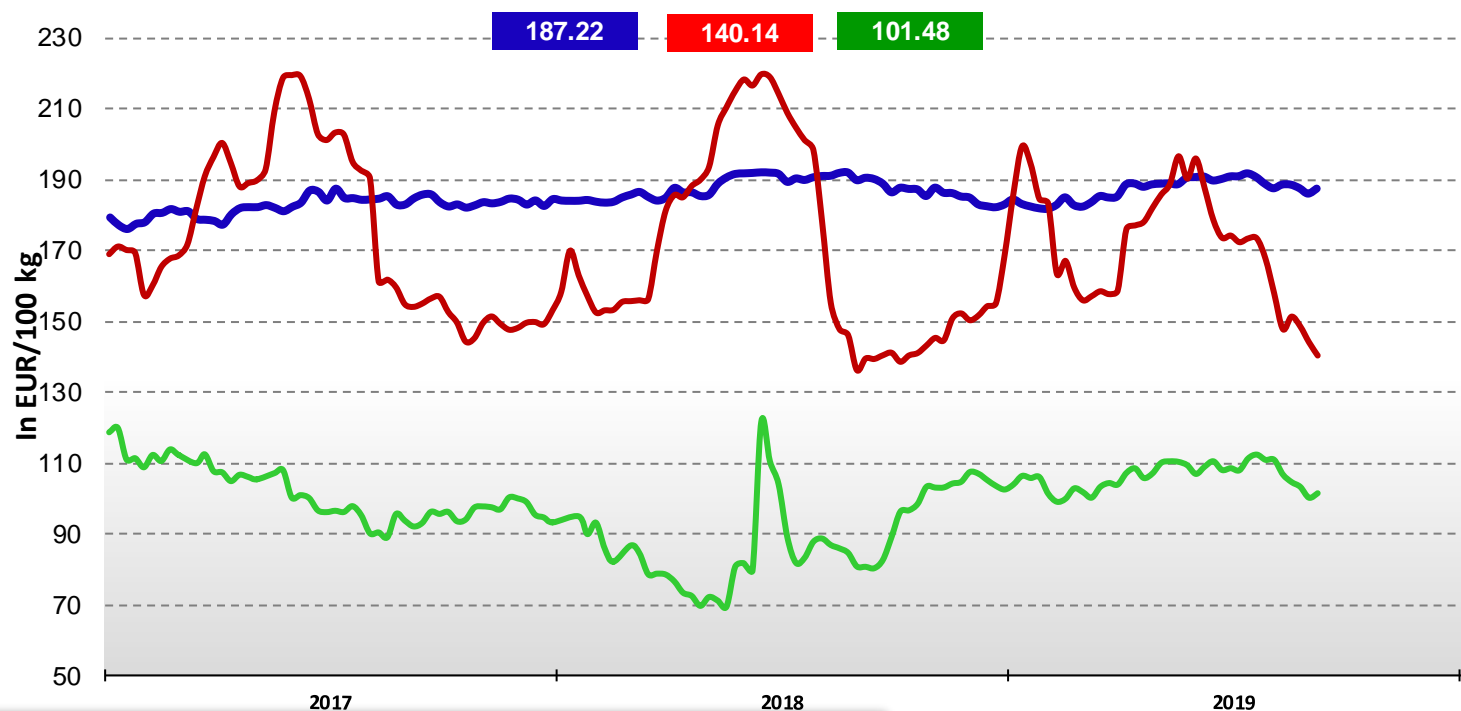
Latest price ==> 187.22 EUR/100 kg



Source: MSs notifications (Commission Implementing Regulation (EU) 2017/1185)



Broiler prices in EU, USA and Brazil



Sources : EU = weighted average of MS prices - Broiler 65%
US = weekly USDA prices - Fresh chicken grade A, Chicago
BR = CEPEA/ESALQ chilled chicken prices - São Paulo State

— EU — US — BR

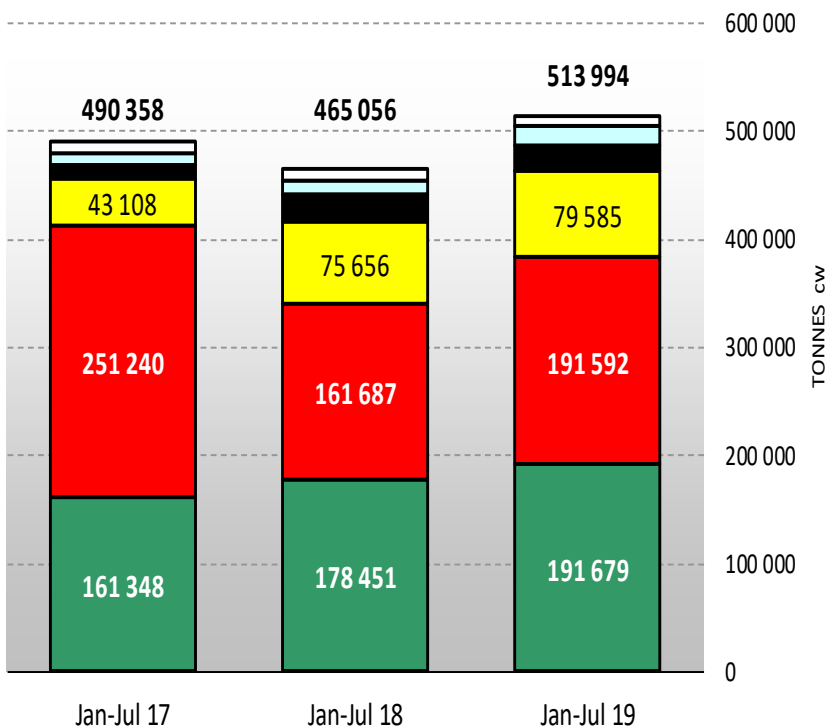
Imports of poultry meat from selected origins

	2015		2016		2017		2018		Jan-Jul 19		Compared to Jan-Jul 18
	tonnes	%	tonnes	%	tonnes	%	tonnes	%	tonnes	%	
Thailand	274 524	31.4%	290 602	32.2%	265 927	32.9%	311 520	38.3%	191 679	37.3%	+ 7%
Brazil	501 328	57.3%	504 814	55.9%	401 598	49.7%	302 207	37.2%	191 592	37.3%	+ 18%
Ukraine	42 513	4.9%	48 103	5.3%	80 128	9.9%	123 664	15.2%	79 585	15.5%	+ 5%
Chile	22 232	2.5%	28 809	3.2%	24 972	3.1%	35 954	4.4%	24 263	4.7%	- 4%
China	18 384	2.1%	16 951	1.9%	19 107	2.4%	24 525	3.0%	18 706	3.6%	+ 39%
Argentina	8 529	1.0%	6 491	0.7%	6 297	0.8%	7 352	0.9%	4 322	0.8%	- 12%
Switzerland	2 424	0.3%	2 548	0.3%	2 736	0.3%	2 901	0.4%	1 562	0.3%	- 14%
Israel	1 285	0.1%	1 487	0.2%	1 170	0.1%	1 063	0.1%	964	0.2%	+ 55%
Others	3 699	0.4%	2 507	0.3%	5 320	0.7%	4 054	0.5%	1 321	0.3%	
Extra-EU	874 919		902 313		807 254		813 240		513 994		
% change			+ 3.1%		- 10.5%		+ 0.7%		+ 10.5%		

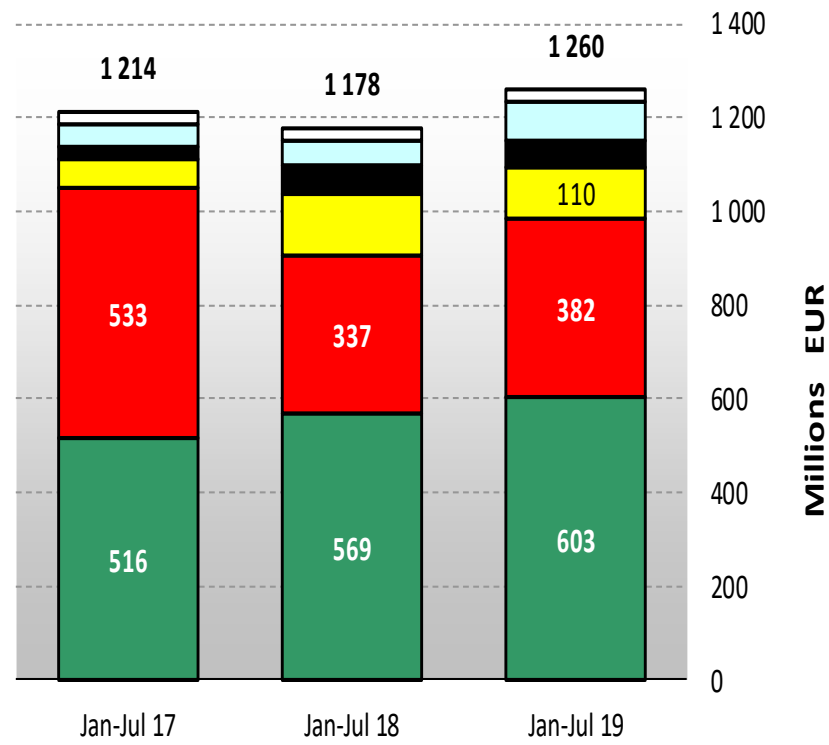


EU poultry meat imports (by origin)

EU IMPORTS of Poultry Meat (TONNES cwe)



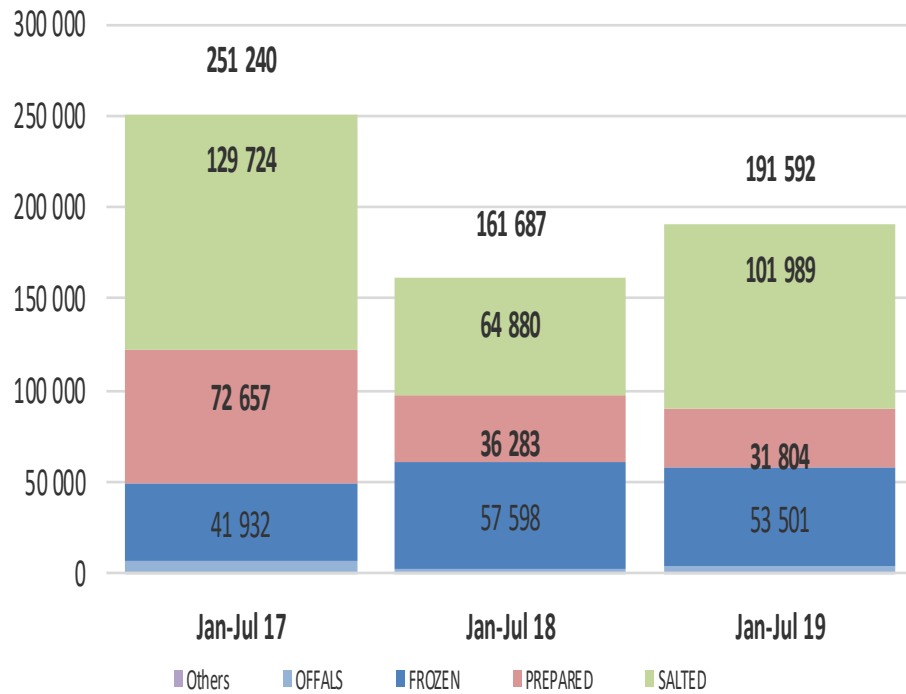
EU IMPORTS of Poultry Meat (Millions EUR)



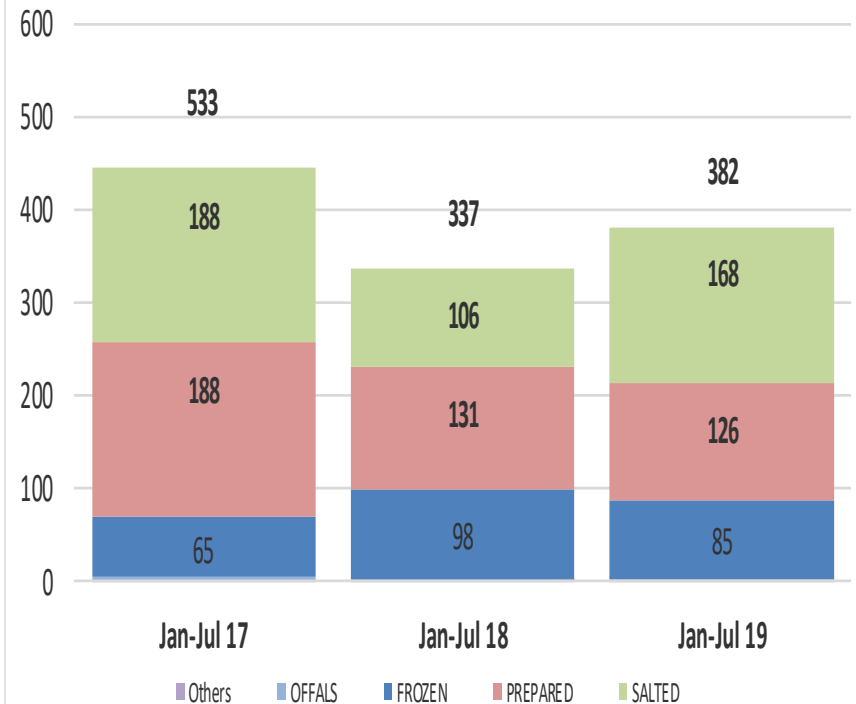


European Commission

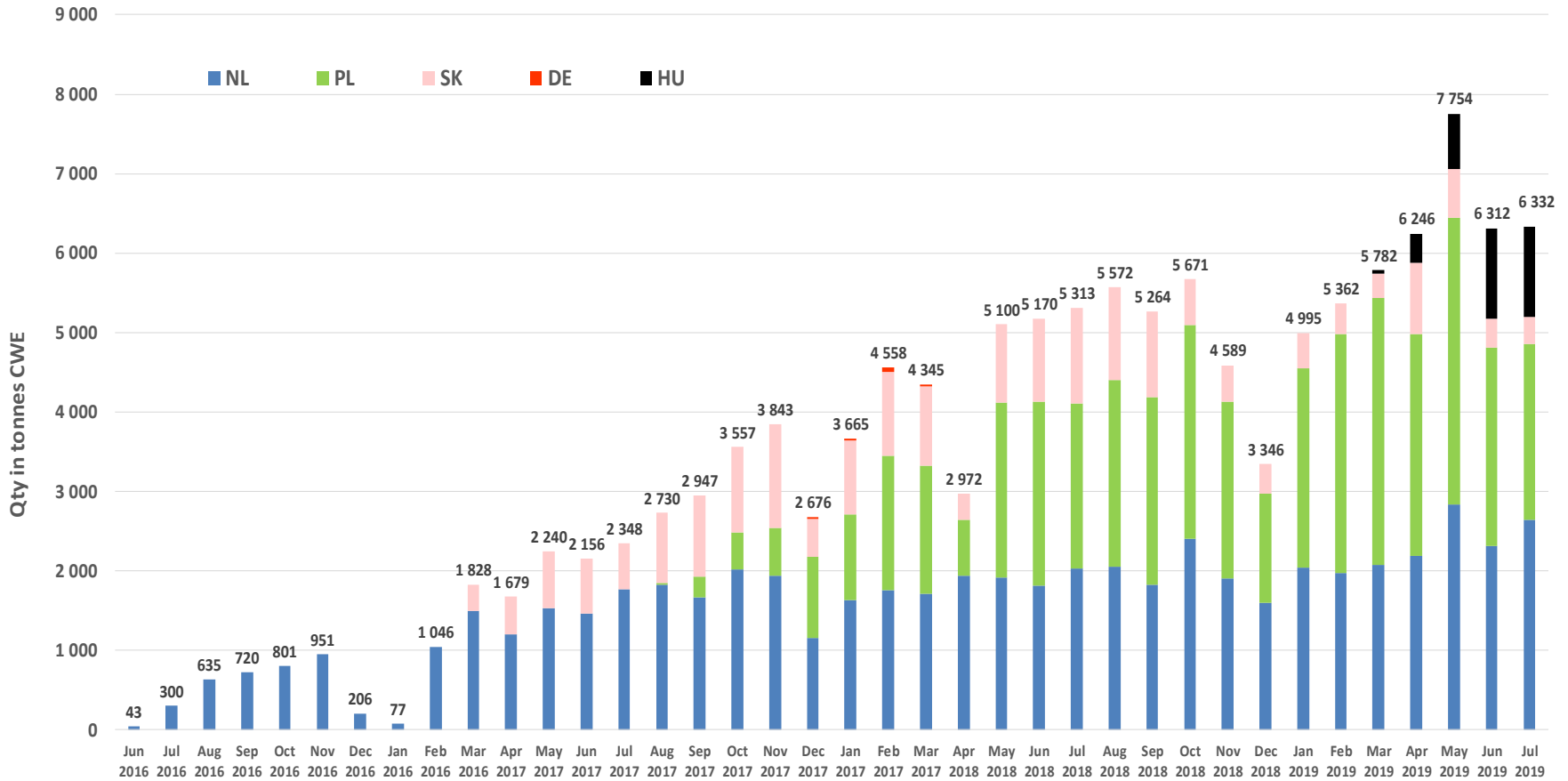
Eu Imports of Poultry Meat from Brazil (Tons of cwe)



Eu Imports of Poultry Meat from Brazil (Million Euros)



Monthly imports from Ukraine under CN 2071370



Source: Comext



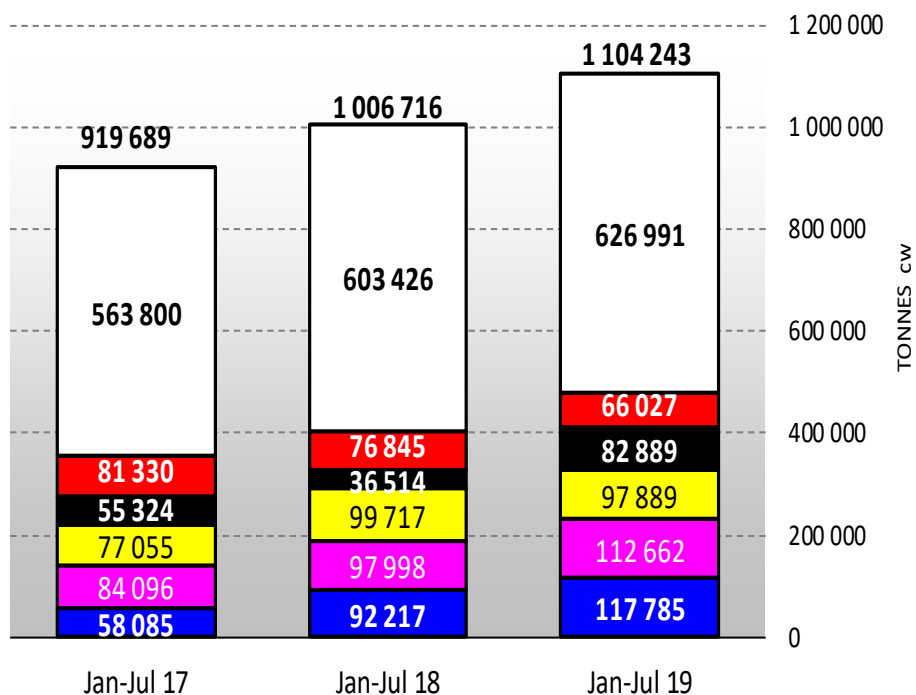
Exports of poultry meat to selected destinations

	2015		2016		2017		2018		Jan-Jul 19		Compared to Jan-Jul 18
	tonnes	%	tonnes	%	tonnes	%	tonnes	%	tonnes	%	
Philippines	100 644	6.7%	126 694	7.5%	127 788	7.6%	168 908	9.5%	117 785	10.7%	+ 28%
Ghana	81 025	5.4%	115 783	6.9%	146 958	8.8%	166 002	9.3%	112 662	10.2%	+ 15%
Ukraine	90 851	6.0%	114 841	6.8%	162 627	9.7%	178 158	10.0%	97 889	8.9%	- 2%
South Africa	214 951	14.3%	282 770	16.8%	78 490	4.7%	84 518	4.7%	82 889	7.5%	+ 127%
Hong Kong	101 008	6.7%	123 855	7.4%	148 135	8.9%	127 857	7.2%	66 027	6.0%	- 14%
Vietnam	27 128	1.8%	36 292	2.2%	53 329	3.2%	88 669	5.0%	59 021	5.3%	+ 17%
Benin	139 324	9.2%	120 685	7.2%	105 709	6.3%	92 574	5.2%	58 221	5.3%	+ 8%
Saudi Arabia	142 496	9.4%	121 645	7.2%	98 788	5.9%	82 554	4.6%	39 955	3.6%	- 29%
Congo (Dem. Rep.)	35 849	2.4%	46 260	2.8%	60 080	3.6%	75 986	4.3%	38 474	3.5%	- 2%
Gabon	37 877	2.5%	32 340	1.9%	49 183	2.9%	45 051	2.5%	23 329	2.1%	- 16%
Russia	1 223	0.1%	1 108	0.1%	996	0.1%	910	0.1%	285	0.0%	+ 0%
Other Destinations	535 694	35.5%	556 990	33.2%	638 758	38.2%	668 355	37.6%	407 707	36.9%	
Extra-EU	1 508 071		1 679 264		1 670 842		1 779 542		1 104 243		
% change			+ 11.4%		- 0.5%		+ 6.5%		+ 9.7%		



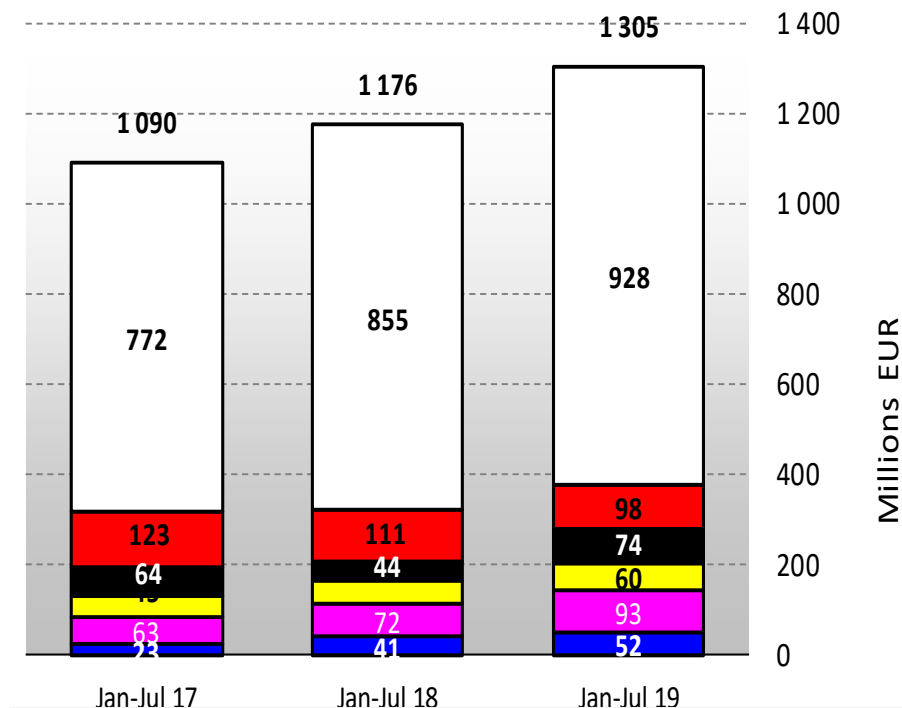
EU poultry meat export (by destination)

EU EXPORTS of Poultry Meat (TONNES cwe)



■ Philippines ■ Ghana ■ Ukraine ■ South Africa ■ Hong Kong ■ Other destinations *

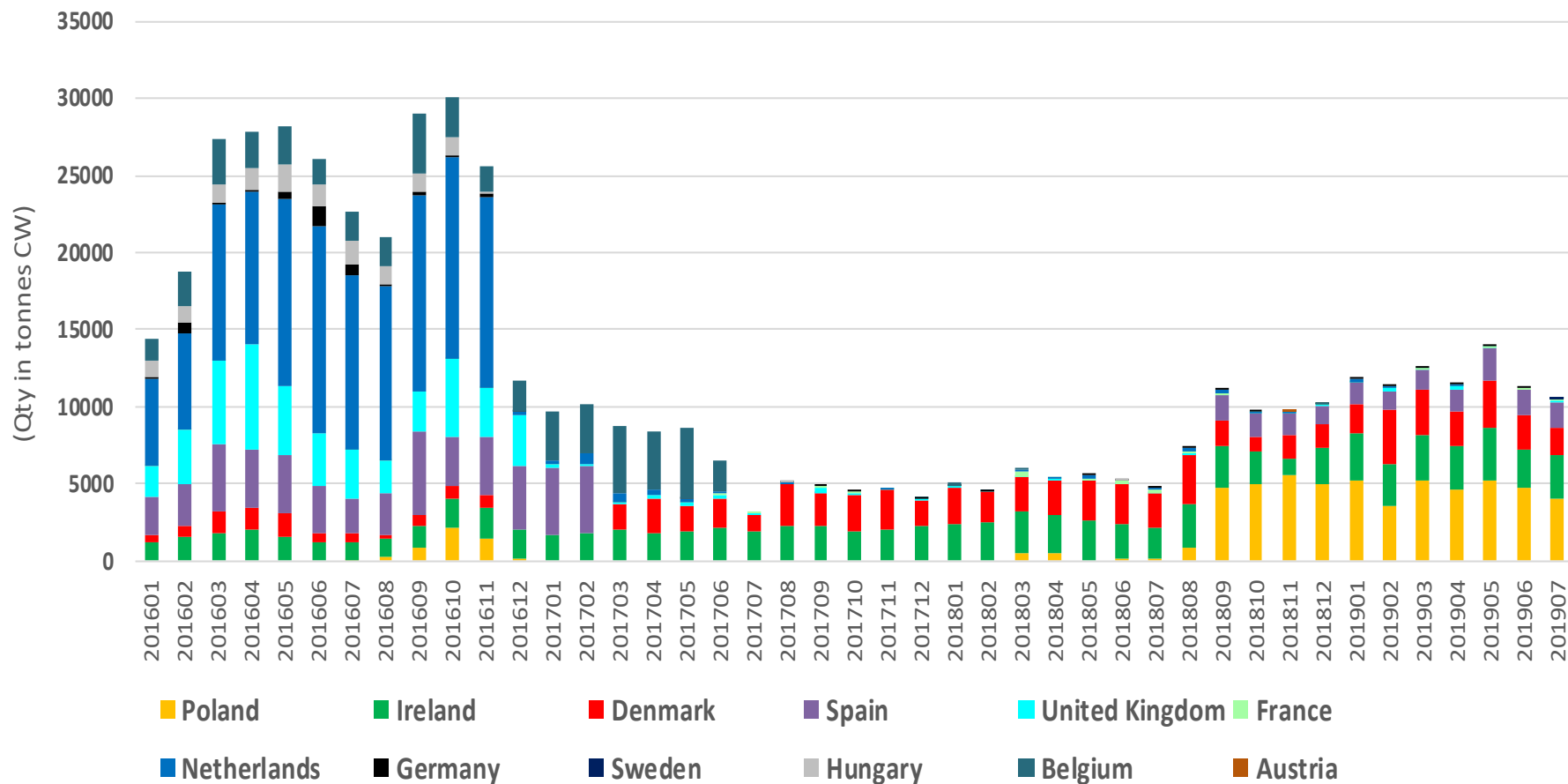
EU EXPORTS of Poultry Meat (Millions EUR)



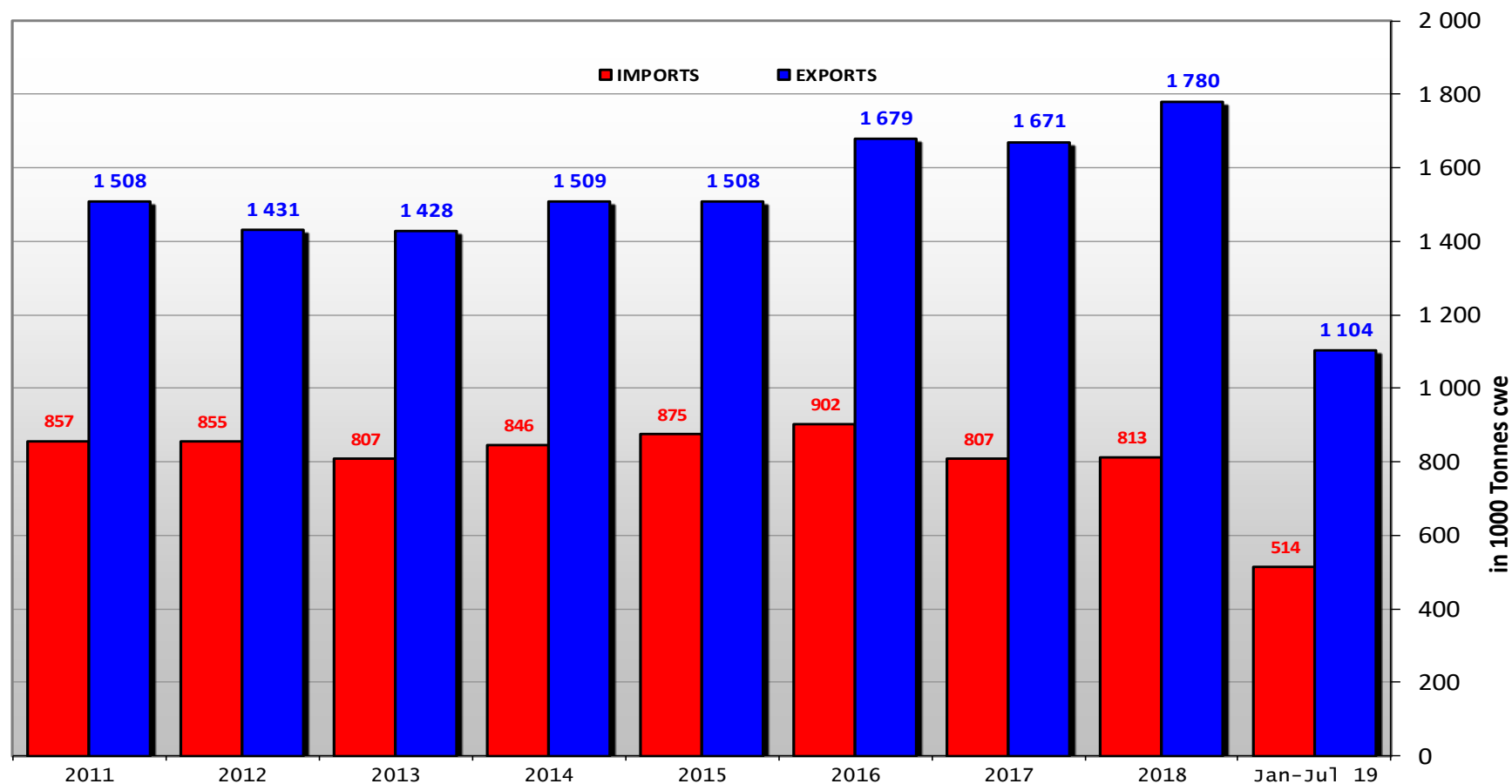
■ Philippines ■ Ghana ■ Ukraine ■ South Africa ■ Hong Kong ■ Other destinations *

* countries trading less than 1 305 ('Millions EUR)

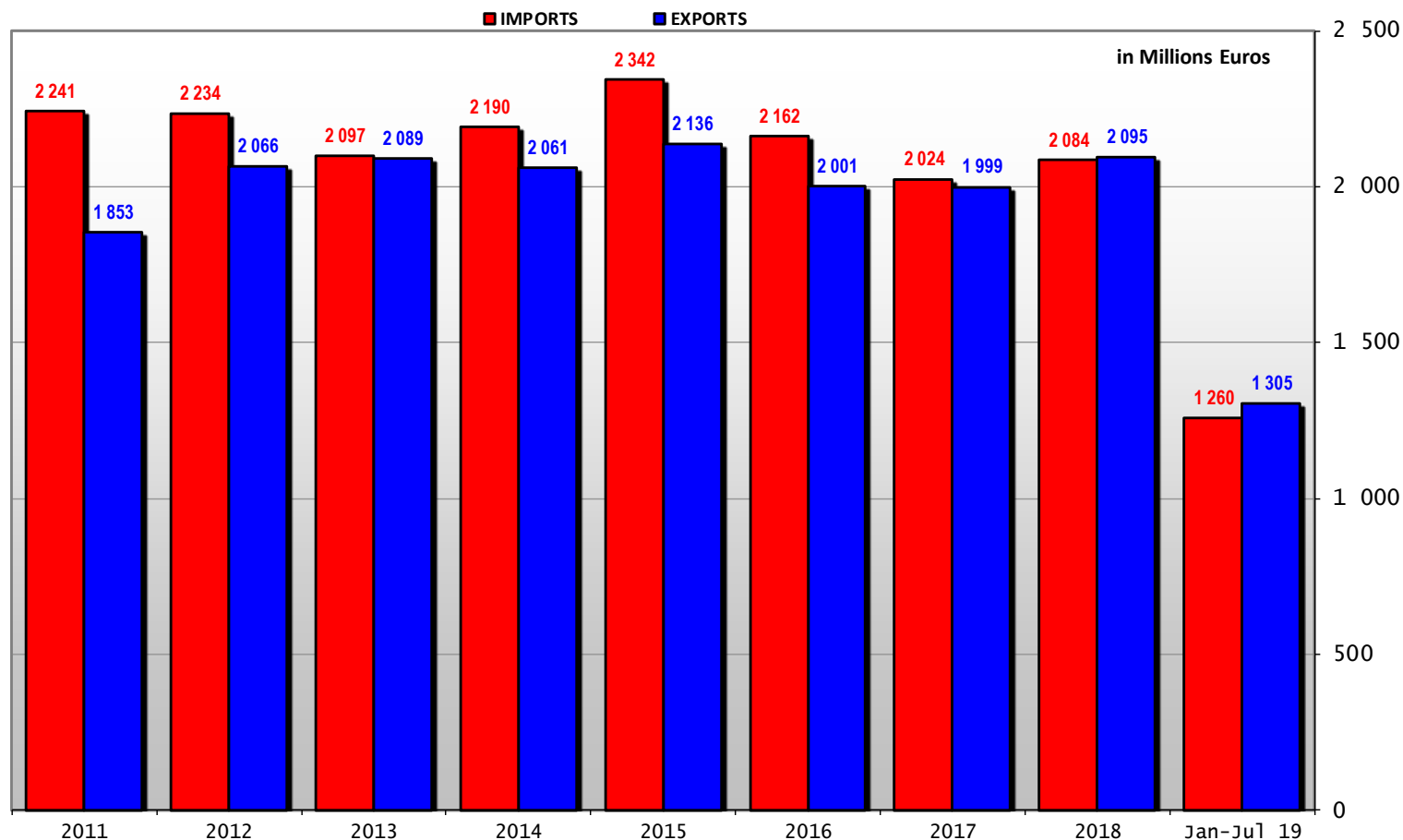
EU EXPORTS OF POULTRY MEAT & POULTRY MEAT PRODUCTS TO SOUTH AFRICA



EU poultry meat trade balance (in 1000 tonnes cwe)



EU poultry meat trade balance (in 1000 euros)



Where to find data:

- http://ec.europa.eu/agriculture/markets/index_en.htm
- Click on link: Poultry
- Click on link: Presentations and prices
(righthand side under: in this chapter)
- Choose the item (link) you want
- Poultry dashboard
- http://ec.europa.eu/agriculture/dashboards/poultry-meat-dashboard_en.pdf